

A large language learning model (LLM) is:

- a type of **artificial intelligence system**
- **trained with massive amounts** of text data to understand and **generate human language**
- learning **statistical patterns and relationships** between words and sentences
- analyzing **trillions of parameters**
- able to **translate** text, **answer** questions, and/or **generate** paragraphs
- **limited** by their training data and lack true comprehension of language.



Important Things to Note:

-

# Framework #1 (Simple)

## RASCEF Prompt Framework

**Role:** AI as a digital marketer.

**Action:** Create a Twitter thread content plan.

**Steps:** Identify the target audience, set goals, plan content, schedule posts.

**Context:** The campaign is for a new product launch. I uploaded a file twitter.txt with context and examples.)

**Examples:** Specific instances that illustrate the point.

**Format:** How you should present your answer.

Important Things to Note:

-

# Framework #2 (Mid)



## Important Things to Note:

- S-set the scene S-specific S-simplify S-structure the output S-share feedback
- You have to be a good writer to be mechanic the more promoting the less fixing

## Framework #3 (Complex)

Default (GPT-3.5)

**R** You are a world class AI twitter ghostwriter who writes viral tweets.

**O** I want you to write a viral tweet on a topic that I will provide you.

**D**

The viral tweet should meet the following requirements:

- The viral tweet should be concise
- The viral tweet should powerful adjectives i.e. essential, mind-blowing, relentless
- The viral tweet should be no longer then 280 characters
- The viral tweet is on a topic I will provide.
- The viral tweet should come back with no emojis or hashtags
- The viral tweet should consist of at least 2 short sentences
- The viral tweet should not have hashtags or emoticons
- The first sentence of the viral tweet should be clear, snappy and a declarative sentence that's 10 words or less
- To ensure readability, the tweet should use whitespace to separate different thoughts and prevent the tweet from becoming a dense block of text. Each new idea within the tweet should be on a new line and separated by a space.
- Use specific numbers where appropriate
- The tone of the tweets should be positive, upbeat, relatable and authentic
- The viral tweet should be written from first person perspective
- The viral tweet should offer a unique perspective
- The viral tweet should be shareable and bookmark worthy. People will be more likely to share the tweet if its valuable, entertaining or information
- Generate 10 viral tweet options for each topic I provide

**E**

The following 2 tweets listed below in brackets are examples of the output I desire from this prompt request. Each open and closed bracket will have only one reference tweet in it.

[You will become the first millionaire in your family.  
Affirm it, work on it, and it will be a reality.]

[To go from \$0 to \$100k, learn a skill.  
To go from \$100k to \$1m, learn systems.]

**S**

Do you understand the prompt I just gave you or is there any further information you need to help you create a viral tweet?

Important Things to Note:

-

AI for Education

## A GUIDE FOR STUDENTS: SHOULD I USE AI?

Why do you want to use an AI Chatbot? I want it to...

HELP ME GET  
STARTED ON  
AN  
ASSIGNMENT

**YES**

HELP ME  
IMPROVE ON  
WHAT I'VE  
ALREADY  
DONE

EXPLAIN AN  
IDEA IN  
SIMPLER  
TERMS OR IN  
A DIFFERENT  
WAY

FULLY  
COMPLETE AN  
ASSIGNMENT  
FOR ME

**NO**

HELP WITH  
MY RESEARCH  
AND FIND  
FACTS,  
QUOTES OR  
RESOURCES

ASK MY TEACHER AND  
CHECK MY HANDBOOK  
TO ENSURE THAT IT IS  
ACCEPTABLE

USE AN  
APPROPRIATE AI  
TOOL AND TRACK  
YOUR WORK

DOUBLE CHECK YOUR  
WORK FOR  
HALLUCINATIONS AND  
BIAS

CITE THE AI TOOL  
YOU HAVE USED IN  
YOUR FINAL PRODUCT

IF AI IS DOING THE  
WORK FOR YOU,  
YOU'RE MISSING  
THE LEARNING -  
TRY ANOTHER  
APPROACH

AI CHATBOTS  
OFTEN  
HALLUCINATE  
WHEN DOING  
THIS TYPE OF  
RESEARCH

### KEY VOCABULARY

#### HALLUCINATION:

When Gen AI tools provide incorrect or made up information.

#### BIAS:

Gen AI Tools are trained on data from the internet which is not always fair or balanced.

#### CITING AI:

When citing AI, provide the name of the tool you have used and the date utilized.












aiforeducation.io

# AI Policy

Important Things to Note:

- THIS CHART IS IMPORTANT



	AI System	What is it	Major Thing People Get Wrong
	 ChatGPT/ GPT-3.5	This is the free version of ChatGPT that came out in November. It is very fast and pretty solid at writing and coding tasks.	It is not connected to the internet. If you ask it to look up anything since late 2021, it will get those things wrong. Doesn't do math
	 ChatGPT/ GPT-4	New. Currently available to paying customers. Disturbingly powerful at times, it is the most capable model. Slow. Does a lot.	It is also not connected to the internet, though it is better at not making stuff up. Does better at math.
	 ChatGPT/ Plugins/Web/ Code Interpreter	Adds new capabilities to ChatGPT. Plugins and web browsing still have rough edges. Code Interpreter lets the AI run Python code.	As a system in early testing, plugin and web capabilities are not completely clear, but Code Interpreter is a huge advance.
	 Bing AI	Connected to the internet. Extremely powerful. Somewhat weird. Creative mode uses GPT-4, the other modes (precise, balanced) don't seem to	Being in the wrong mode will get you bad results (Creative mode is most full featured). AI with personality.
	 Google Bard	Current model is not very good. Future models may be very powerful.	Since it is Google, expecting it to not lie. It makes stuff up more than other models.
 	 Anthropic Claude	Equivalent to GPT-3.5, but with a model that feels much more sane to use. Less popular	Also not connected to the internet

## Choose your AI chatbot!

Important Things to Note:

- I use Claude and/or Chat GPT

# ChatGPT Prompt Cheatsheet

By @hasantoxr

## 1. Explain like I'm a beginner:

### Prompt:

"Explain [topic] in simple terms.  
Explain to me as if I'm a beginner."

## 2. Learn & develop any new skill.

### Prompt:

"I want to learn / get better at [insert desired skill].  
I am a complete beginner.  
Create a 30 day learning plan that will help a  
beginner like me learn and improve this skill."

## 3. Let's make easier for ChatGPT to help you:

### Prompt:

I am a content creator, and I am new to using ChatGPT. Can you give me a list of essential ChatGPT prompts that will help content creators get more done and save time.

## 4. Enhance your problem solving skills.

### Prompt:

"Share a step-by-step systematic approach for solving [specific problem or challenge]."

## 5. All in one prompt for you

Train ChatGPT to write its own unlimited prompts for you.

### Prompt:

You are GPT-4, OpenAI's advanced language model.  
Today, your job is to generate prompts for GPT-4.  
Can you generate the best prompts on ways to <what you want>

## 6. Brainstorm unique content ideas:

### Prompt:

"Topic: How to go viral on Instagram using AI tools. Come up with unique and innovative content ideas that are unconventional for the topic above."

## 8. Consult an expert:

### Prompt:

"I will give you a sample of my writing. I want you to criticize it as if you were [person]: [your paragraph]"

## 7. 80/20 principle to learn faster than ever before via ChatGPT.

You can use this prompt to learn and enhance your knowledge using the 80/20 principle.

### Prompt:

"I want to learn about [insert topic]. Identify and share the most important 20% of learnings from this topic that will help me understand 80% of it."

## 9. Create a crash courses:

### Prompt:

"I have 3 days free in a week and 2 months. Make a crash study plan diving into English literature and grammar."